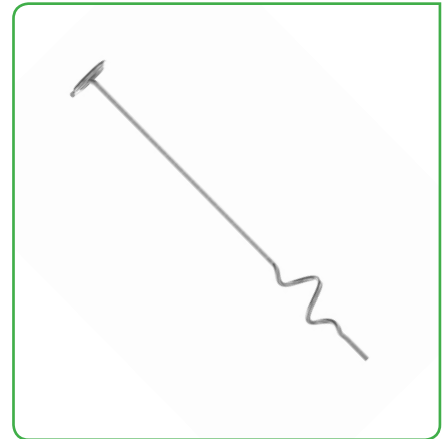


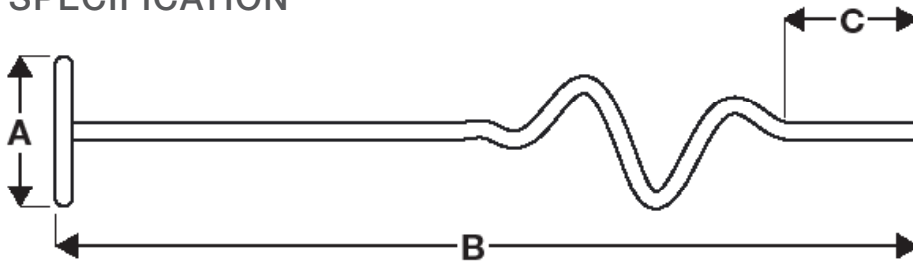
The TL-TA1(8") Twist Pin holds all types of erosion control and soil stabilization blanket matting securely in place reducing the need to use sod staples that are hard to install.

FEATURES / BENEFITS

- Quick and easy to install with an electric drill and custom chuck
- Superior performance when compared to traditional straight pins
- Eliminates time & labor associated with replacing or reworking pins that have become loose or pulled out altogether
- The patent pending innovative design of the installation chuck allows the Twist Pin to be installed to full depth without damaging the mat
- Integrated top coil form eliminates the need for a washer, spreads the load and helps secure the matting in place
- Extended tip allows faster placement and enhanced interaction with matting on install



SPECIFICATION



TL-TA1 (8")	
Dimensions	
A	1.38
B	7.87
C	1.1

INSTALLATION TOOLS



Chuck
(3.5 in)

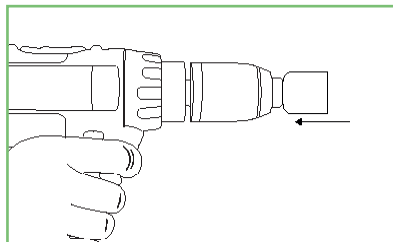


Extended
Chuck
(1ft 7 7/8 in)

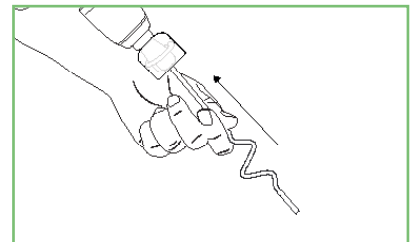
For more information contact us or visit our website - www.gripple.com

INSTALLATION

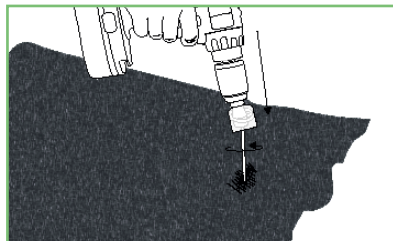
1.



2.



3.

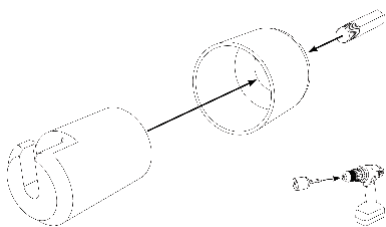


4.



For more information on how to install the TL-TA1 visit our Youtube channel - GrippleTV. Alternatively see Installation Guidelines & Procedures.


CHUCK ASSEMBLY












Proper considerations should be given to underground services before installing.

The Twist Pin can be used in a variety of soils

Gripple performed actual pullout testing on many different anchoring devices. These tests recorded the pullout data in pounds of resistance (lbs).



Resistance to pull-out versus alternate anchoring techniques (lbs)

		ANCHOR DEVICE								
										
		TL-TA1 (18")	TL-TA1 (12")	TL-TA2 (8")	J-Hook (18")	Washer Pin (18")	Washer Pin (12")	Sod Staple (6")	Sod Staple (8")	Wood Stake (8")
SOIL TYPE										
Clay		189	233	216	45	40	45	24	30	232
Loam		163	198*	132	34	14	22	20	48	153
Sand		50	106	59	22	9	10	8	9	34